

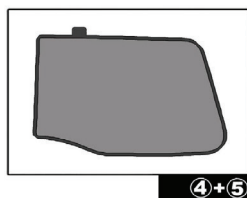
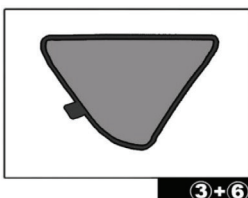
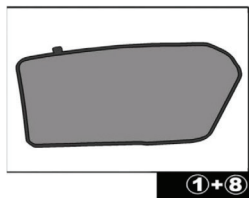
Installation Manual

AUDI A4 ESTATE

AU-A4-E-X



COMPONENTS INCLUDED

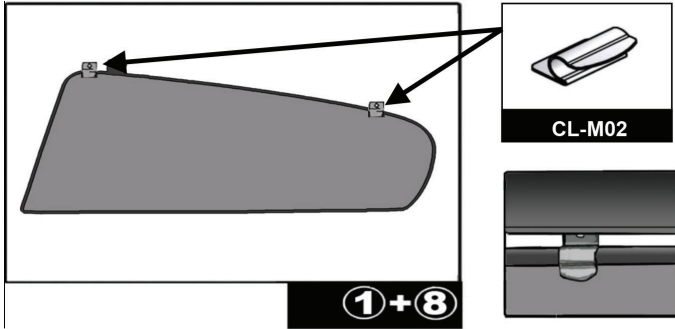


Installation

AUDI A4 ESTATE

AU-A4-E-X

SIDE SHADE INSTALLATION

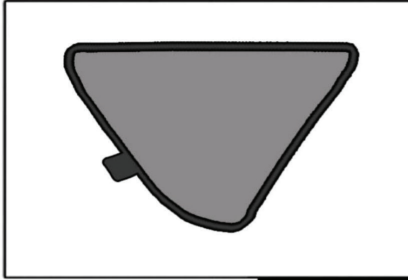


Installation

AUDI A4 ESTATE


AU-A4-E-X

QUARTER LIGHT SHADE INSTALLATION

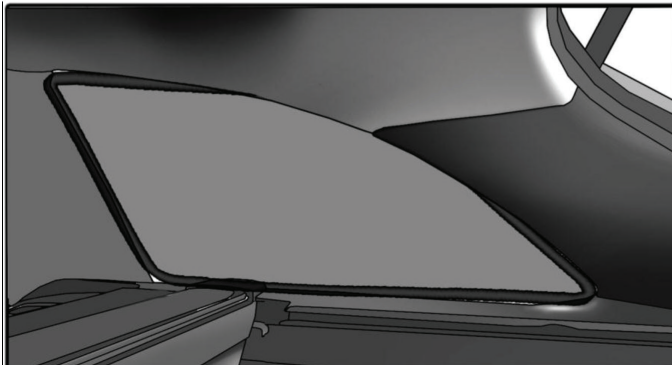


3+6

These shades do not require any clips. Push the shades in to place until secure



3+6



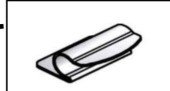
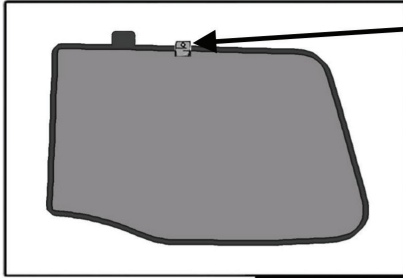
3+6

Installation

AUDI A4 ESTATE

AU-A4-E-X


REAR SHADE INSTALLATION




CL-M02



④+⑤



④+⑤



④+⑤

Installation

AUDI A4 ESTATE

AU-A4-E-X



REAR SHADE INSTALLATION

