

# Installation Manual

AUDI A8 4DR  
AU-A8-4-B



## Shades



Side Shades



Port Shades



Tailgate Shades

## Fixing Clips



CL-M02 x 2



CL-M03 x 4



CL-M13 x 4



CL-M01 x 2



CL-M14 x 2



# Installation

AUDI A8 4DR  
AU-A8-4-B

## Components Needed



Side Shades




CL-M13 x 4



CL-M03 x 4

## Side Shade Installation

### STEP 1



### STEP 2



Shade must be fitted from the outside

### STEP 3



### STEP 4



### STEP 5



### STEP 6




# Installation

AUDI A8 4DR  
AU-A8-4-B




## Side Shade Installation

### STEP 7



### STEP 8



### STEP 9



### STEP 10



### STEP 11



### STEP 12



*Repeat this whole process for the other side*

# Installation

AUDI A8 4DR  
AU-A8-4-B

## Components Needed




Port Shades



CL-M02 x 2

## Port Shade Installation

### STEP 1



### STEP 2



### STEP 3



### STEP 4



### STEP 5



### STEP 6




Repeat this whole process for the other side

# Installation

AUDI A8 4DR  
AU-A8-4-B

## Components Needed



Tailgate Shades




CL-M01 x 2



CL-M14 x 2

## Tailgate Shade Installation

### STEP 1



### STEP 2



### STEP 3



### STEP 4



### STEP 5



### STEP 6



# Installation

AUDI A8 4DR  
AU-A8-4-B



## Tailgate Shade Installation

### STEP 7



### STEP 8




Repeat this whole process for the other side

### STEP 9



### STEP 10



### STEP 11



Repeat step 10 & 11 for the second CL-M14 clip

### STEP 12

