



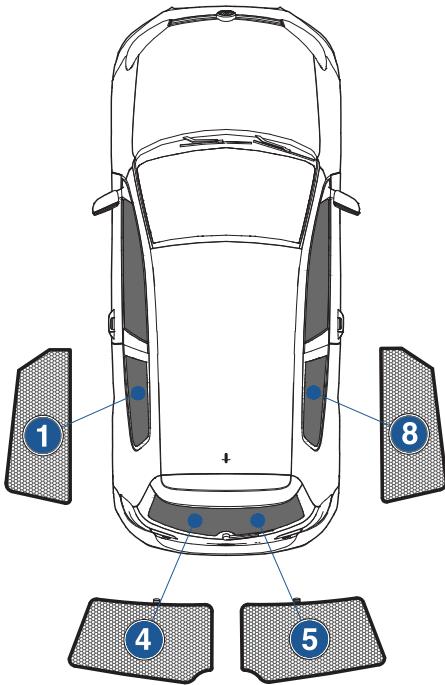
Installation Manual

VW GOLF MK 7
VW-GOLF-3-G



COMPONENTS INCLUDED

SHADES



FIXING CLIPS



CL-M02 x 2

CAR
SHADES

Side Shade Installation

VW GOLF MK 7
VW-GOLF-3-G

COMPONENTS NEEDED:



STEP #1

POSITION THE SIDE SHADE



STEP #4


ENSURE SECURELY FITTED IN PLACE



Rear Shade Installation

VW GOLF MK 7
VW-GOLF-3-G

COMPONENTS NEEDED:




STEP #1

ATTACH CLIPS ON SHADE EDGES



STEP #2

POSITION THE REAR SHADE



STEP #3

INSERT CLIPS BEHIND INTERIOR TRIM



STEP #4

REPEAT THE PROCESS ON OTHER SHADE



STEP #5

ENSURE SECURELY FITTED IN PLACE

